

# Canada: A comparison in numbers

Dr. Patrik Frei  
April 2013 | Chicago



# Biotechgate by Venture Valuation

- Subscription based Database with



VENTURE VALUATION

- 28'000 company profiles in over 70 countries
- 28'000 products
- 5'600 licensing opportunities
- 1'400 licensing deals



- Free Country / Cluster Life Sciences Database
- Life Sciences statistics and membership / Regional Directory

# Global Partners



Canada's Voice for Biotechnology  
Le porte-parole canadien de la biotechnologie



[www.canadianlifesciences.com](http://www.canadianlifesciences.com)



MARYLAND BIOTECHNOLOGY CENTER



naturejobs.com



mediconValley



BIOVALLEY  
The Life Sciences Network

KOREA PHARMACEUTICAL MANUFACTURERS ASSOCIATION

Department of Economic Development  
SMARTMontgomery.com



invest in skåne  
part of business region skåne



Circle of Life  
Where the Israeli Biomedical industry comes to partner...



EUROPA BIO  
The European Association for Bioindustries

LIFE SCIENCE  
STOCKHOLM - UPPSALA LIFE SCIENCE

BaselArea+

life science zurich

The Swedish Life Science Industry Organization  
sweden BIO

one nucleus



BIOVALLEY  
DEUTSCHLAND e.V.



BIO NRW  
Cluster Biotechnologie  
Nordrhein-Westfalen

# Biotech numbers

	<b>Canada</b>	
<b>Total Biotechnology Companies</b>	<b>629</b>	
<b>Biotech – Therapeutics</b>	<b>154</b>	
<b>Biotech – R&amp;D Services</b>	<b>206</b>	
<b>Biotech – Other</b>	<b>269</b>	
<b>Percentage of SME's</b>	<b>90%</b>	
<b>Percentage of Companies Publicly Owned</b>	<b>14%</b>	
<b>Financing / Capital Raised in 2012 (Public and Private)</b>	<b>USD 212 M</b>	

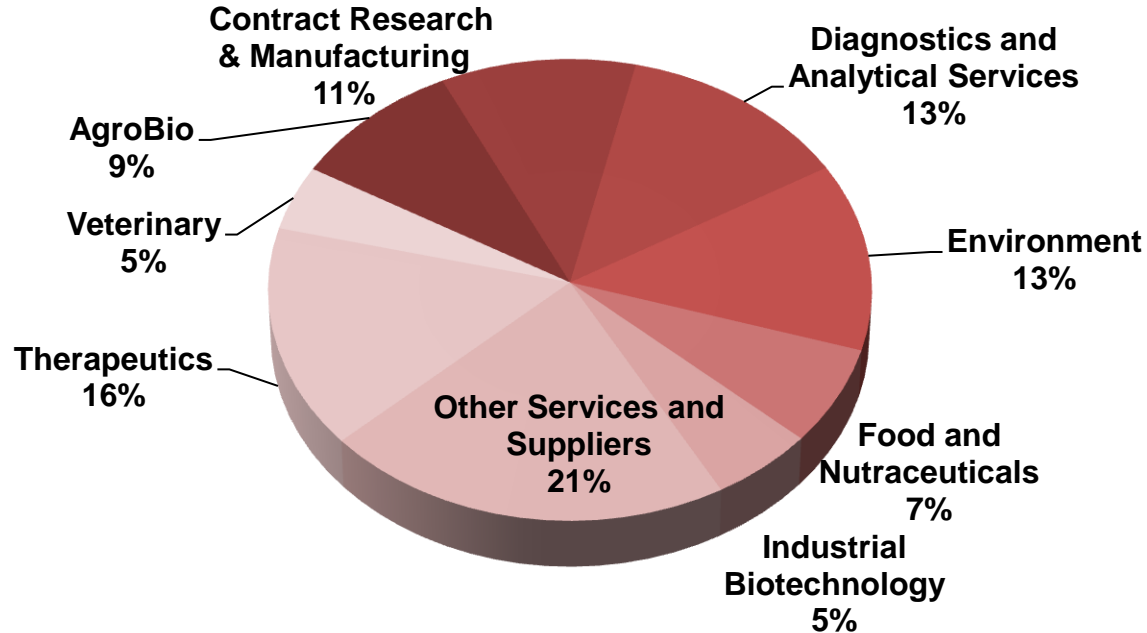
# Comparison by Province

	<b>Total Biotechs</b>	<b>Biotech (Therapeutics)</b>	<b>Biotech (R&amp;D Services)</b>	<b>Biotech (Other)</b>
<b>Alberta</b>	<b>48</b>	<b>13</b>	<b>14</b>	<b>21</b>
<b>British Columbia</b>	<b>171</b>	<b>38</b>	<b>42</b>	<b>91</b>
<b>Manitoba</b>	<b>17</b>	<b>5</b>	<b>3</b>	<b>9</b>
<b>New Brunswick</b>	<b>10</b>	<b>1</b>	<b>2</b>	<b>7</b>
<b>Newfoundland</b>	<b>4</b>	<b>0</b>	<b>2</b>	<b>2</b>
<b>Nova Scotia</b>	<b>20</b>	<b>3</b>	<b>7</b>	<b>10</b>
<b>Ontario</b>	<b>179</b>	<b>56</b>	<b>72</b>	<b>51</b>
<b>Prince Edward Is.</b>	<b>23</b>	<b>5</b>	<b>3</b>	<b>15</b>
<b>Quebec</b>	<b>130</b>	<b>30</b>	<b>55</b>	<b>45</b>
<b>Saskatchewan</b>	<b>24</b>	<b>2</b>	<b>4</b>	<b>18</b>

# Companies by Sector

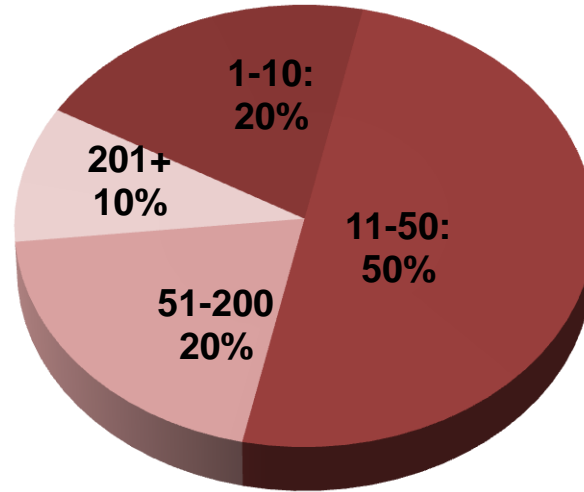
## Biotechnology Companies in Canada

Breakdown on subcategory based on 1018 entries by 629 companies

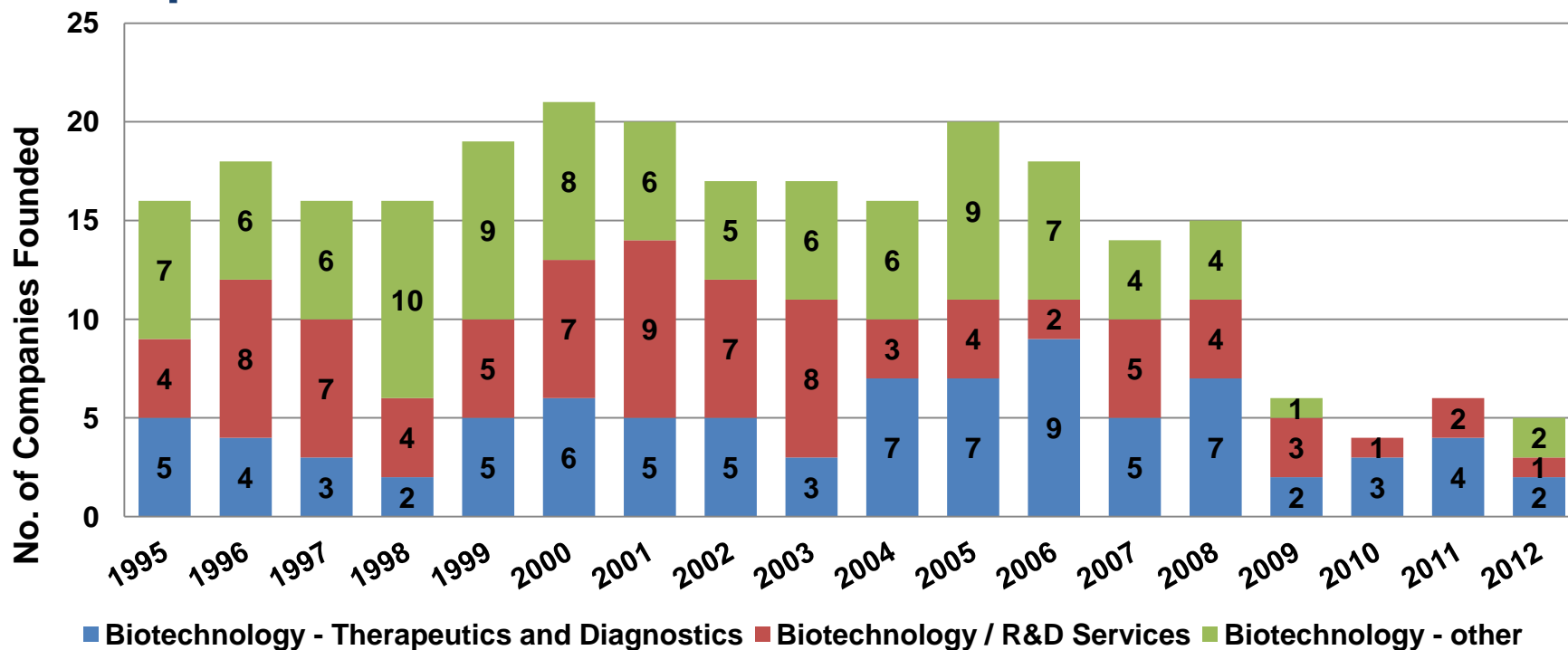


# Size of companies

Size of Biotechnology Companies in Canada  
(by number of employees)



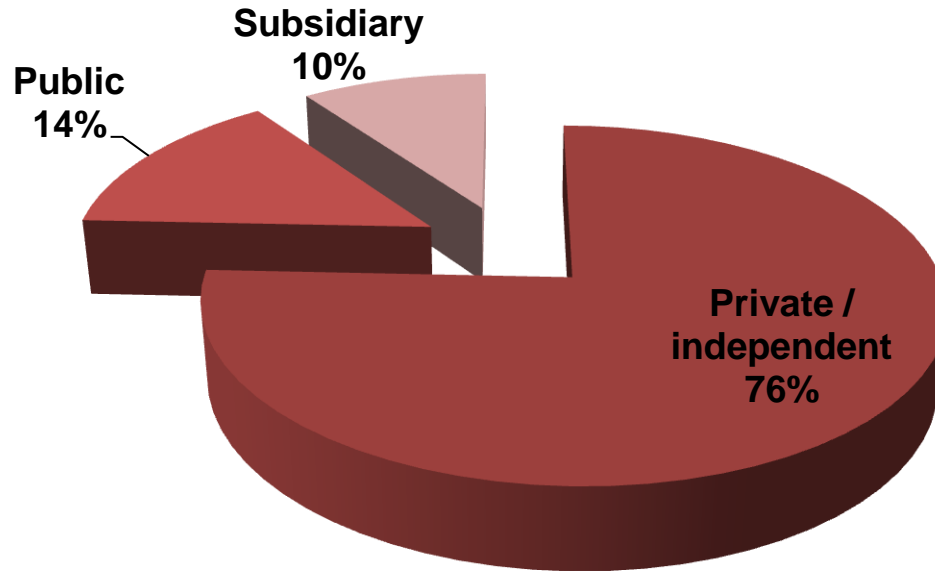
# Companies Founded





# Ownership

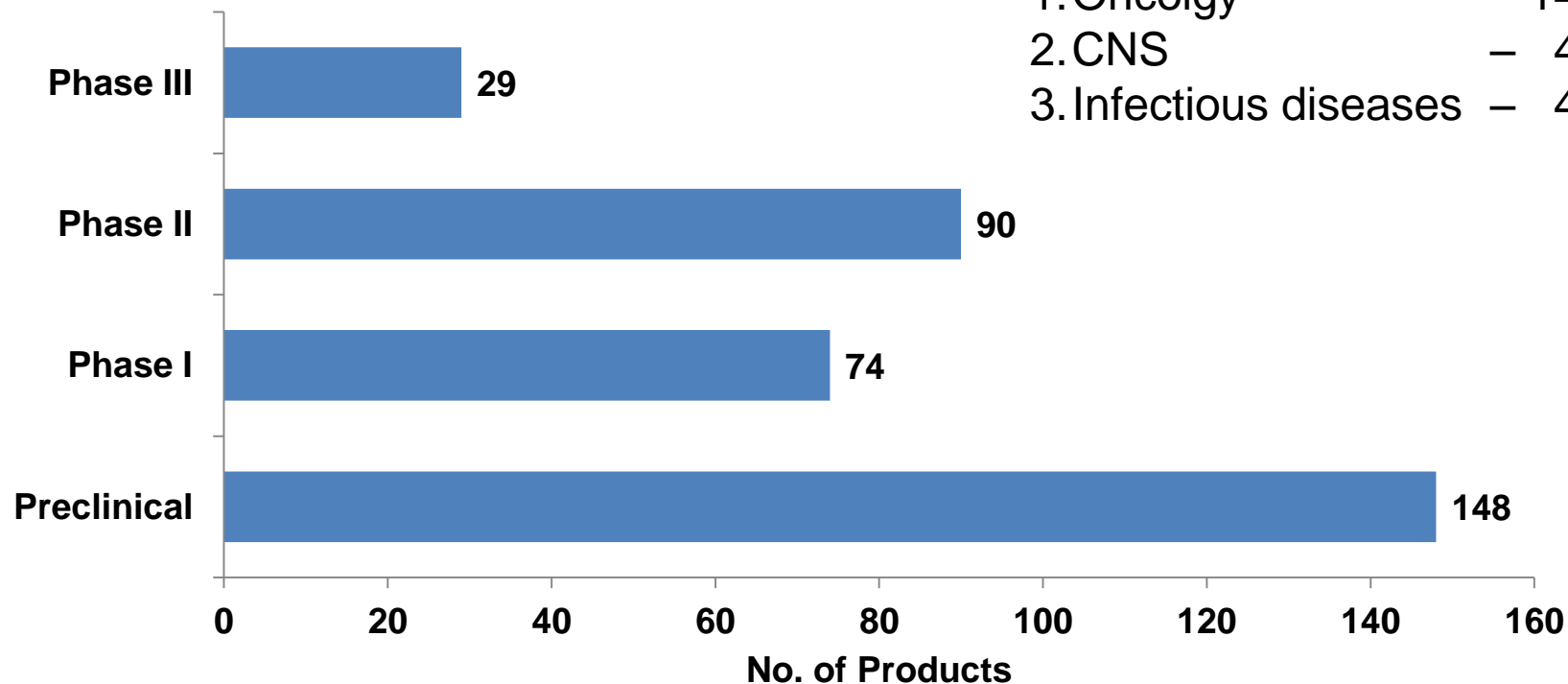
Public, Private and Subsidiary Companies  
in Canada



# Product pipeline

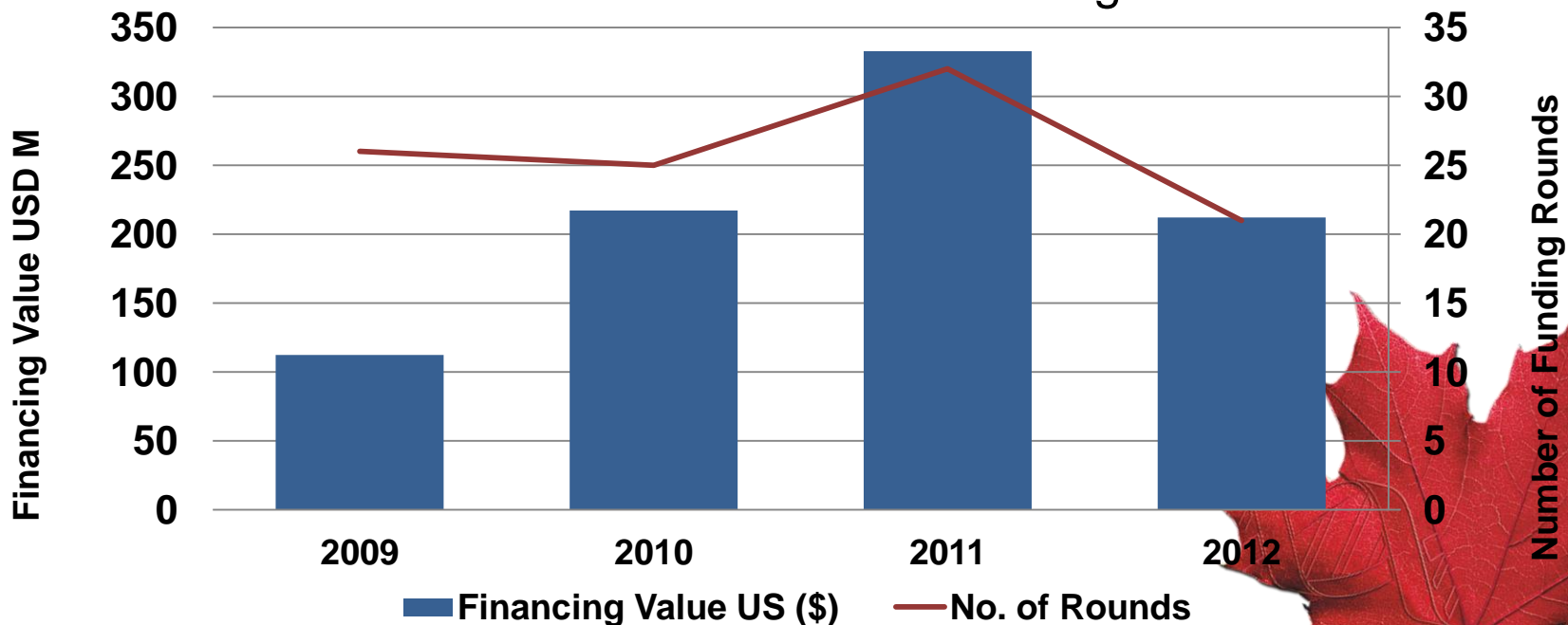
## Largest indications:

- 1. Oncology – 143
- 2. CNS – 47
- 3. Infectious diseases – 41



# Financing

## Private & Public Biotech Financing Rounds



A close-up photograph of a person's face, focusing on their eyes. The person has light skin and dark hair. One eye is a striking blue color. The background is slightly blurred, showing what appears to be a computer screen with some data points.

# THE VALUATION EXPERTS

Thank you for listening!

Slides available on [www.venturevaluation.com](http://www.venturevaluation.com)

Tel.: +41 (43) 321 86 60

Fax: +41 (43) 321 86 61

[www.venturevaluation.com](http://www.venturevaluation.com)

[p.frei@venturevaluation.com](mailto:p.frei@venturevaluation.com)

Venture Valuation AG

Kasernenstrasse 11

8004 Zurich

Switzerland